

Audio-VideoGraphics, Inc.
17501 E. US Hwy 40, #219
Independence, MO 64055
Phone: 816/350.0800
Toll Free: 800/322.2832
Fax: 816/350.0804
mail@avginc.com
www.avginc.com



AUDIO-VIDEOGRAPHICS, INC.

Price Guide

MMII-ii

Prices subject to change
without notice.

CD MANUFACTURING REQUIREMENTS

AVG is committed to producing high quality compact discs for our customers in a timely manner. We hope that by providing you with our basic requirements, we can help assure you that your discs will be produced to CD industry specifications as quickly as possible.

AVG cannot begin to process your order until the materials listed below are received and approved:

- 50% down payment or purchase order (if applicable).
- Label film or artwork that conforms to the CD Label Specifications for screen printing.
- CD Master, track sheet and completed approval form.
- Completed anti-piracy form.
- Customer supplied printed packaging materials — please provide 10% more than quantity ordered. Jewel case inserts must conform to the applicable CD Inlay Card and Booklet specifications. Printed material needs to be supplied with the CD Master.

Cancellation of orders in process with incur charges according to the stage of completion at the time of cancellation.

CD stampers will be stored for six months from your order date. Re-orders after a 6 month period of inactivity may require additional charges to make a new stamper.

Audio-VideoGraphics, Inc. is committed to observing anti-piracy business practices. If the person or entity placing the order is not the verified copyright owner, AVG requires verifiable licensing documentation (including the name of the copyright owner) before we can accept the order for replication. A track by track artist and title listing is required to be provided.

Audio-VideoGraphics, Inc. will not knowingly replicate or duplicate any optical or magnetic media without the consent of the intellectual property owner or its duly authorized licensee. Audio-VideoGraphics, Inc. maintains procedures to monitor and screen for unauthorized or pirated copying requests. Audio-VideoGraphics, Inc. exchanges information and cooperates fully with the RIAA, MPAA and SPA and their policies. Audio-VideoGraphics, Inc. also cooperates fully with the appropriate law enforcement agencies.

Audio-VideoGraphics, Inc.
17501 E. US Hwy 40, #219
Independence, MO 64055
Phone: 816/350.0800
Toll Free: 800/322.2832
Fax: 816/350.0804
mail@avginc.com
www.avginc.com



AUDIO-VIDEOGRAPHICS, INC.

Price Guide

MMII-ii

Prices subject to change
without notice.

CD LABEL PRINTING REQUIREMENTS

When you print on a CD it is different than printing on paper. You must therefore be aware that the shades can be different. A CD has three different surfaces and the printing on each can yield a different result. First, there is the clear plastic surface where the ink becomes transparent and tends to have a flat finish as the ink color loses some of its intensity. Second, there is the metalized area where the data is located. A halftone on this area yields a shiny, metallic look due to the reflection. Solid colors may change. Third is the mirror band where a color change may also occur. One way of reducing these color differences is by printing a white base. This will give you colors that are closer to those you specify.

You should also avoid gradual fade or "vignettes". Gradual fading of halftones is not recommended because dot gain and tonal jump can occur. Dot gain is when ink dots print larger than they should and begin to blend together causing darker tones and stronger colors. Tonal jump is the appearance of very pronounced rows of dots when trying to fade from light to heavy.

- Artwork size must conform to the specifications set forth on the attached template.
- Film Separations — NEGATIVE, RIGHT READING, EMULSION SIDE DOWN. Each piece of film must be separated with the specified CV ink color from the Pantone Matching System Formula Guide clearly marked on each piece. Film should also include the customer's name and or selection number for identification purposes.
- Halftone and 4 color process - Film separations should be done specifically for screen printing using ELLIPTICAL dots. In order to reduce moire (a pattern that results from inappropriate screen angles) the colors should be angled in this order: Yellow — 7 degrees, Cyan — 22 degrees, Magenta — 52 degrees, Black — 82 degrees. Tonal ranges (the screen value in any one given place) should be no less than 15% and no greater than 85%. Printing a halftone, or 4 color process, without a solid white base will alter the color of the ink. We recommend using a solid white base.
- Line screens — Minimum: 85 lines per inch; Maximum: 100 lines per inch.
- Registration Marks — required on each piece of film at the top, bottom, left and right, 1" to 1 1/2" from the outer edge of the disc. Please indicate the top of each piece of film. The line width of the registration mark is 0.25 pt. maximum and 21mm long.
- Type Size and Fonts — The minimum font size is 4 pt. bold. Reversed out type has a 6 pt. bold minimum if a solid base coat of ink is not used and a 7 pt. bold minimum if knocked out of a halftone. A sans serif font is recommended when using a minimum font size.
- Line Width — The minimum line width is .5 pt for all fonts, logos and placed images. Lines knocked out to the silver of the disc or a background color should be a minimum of .75 pt.
- Ink Colors: Color printed on discs may vary from that printed on paper and you should allow for a (+ or -) 1/2 shade deviation. Colors may also not reproduce accurately when they are overprinted. Printing inside the mirror band and the clear inner hub may cause the color to vary.
- Choke/Spread (the overlap of overprinting images to avoid color or silver borders around the image) should be .5 pt when conditions permit. Trap should also be a minimum of .5 pt.
- Film should be free from scratches, cuts, etc. The film should also have the darkness of a photographic image.
- Film inspection — All film is checked for dimensional size (size, shape and location) accuracy in the following areas: Outside diameter (maximum diameter that can be printed on a disc — 116mm; Inside diameter — the center hole — 27mm diameter. Keylines, the actual outline of the CD dimensions, should not appear on the film since there is no masking when the screens are made.

Audio-VideoGraphics, Inc.
 17501 E. US Hwy 40, #219
 Independence, MO 64055
 Phone: 816/350.0800
 Toll Free: 800/322.2832
 Fax: 816/350.0804
 mail@avginc.com
 www.avginc.com

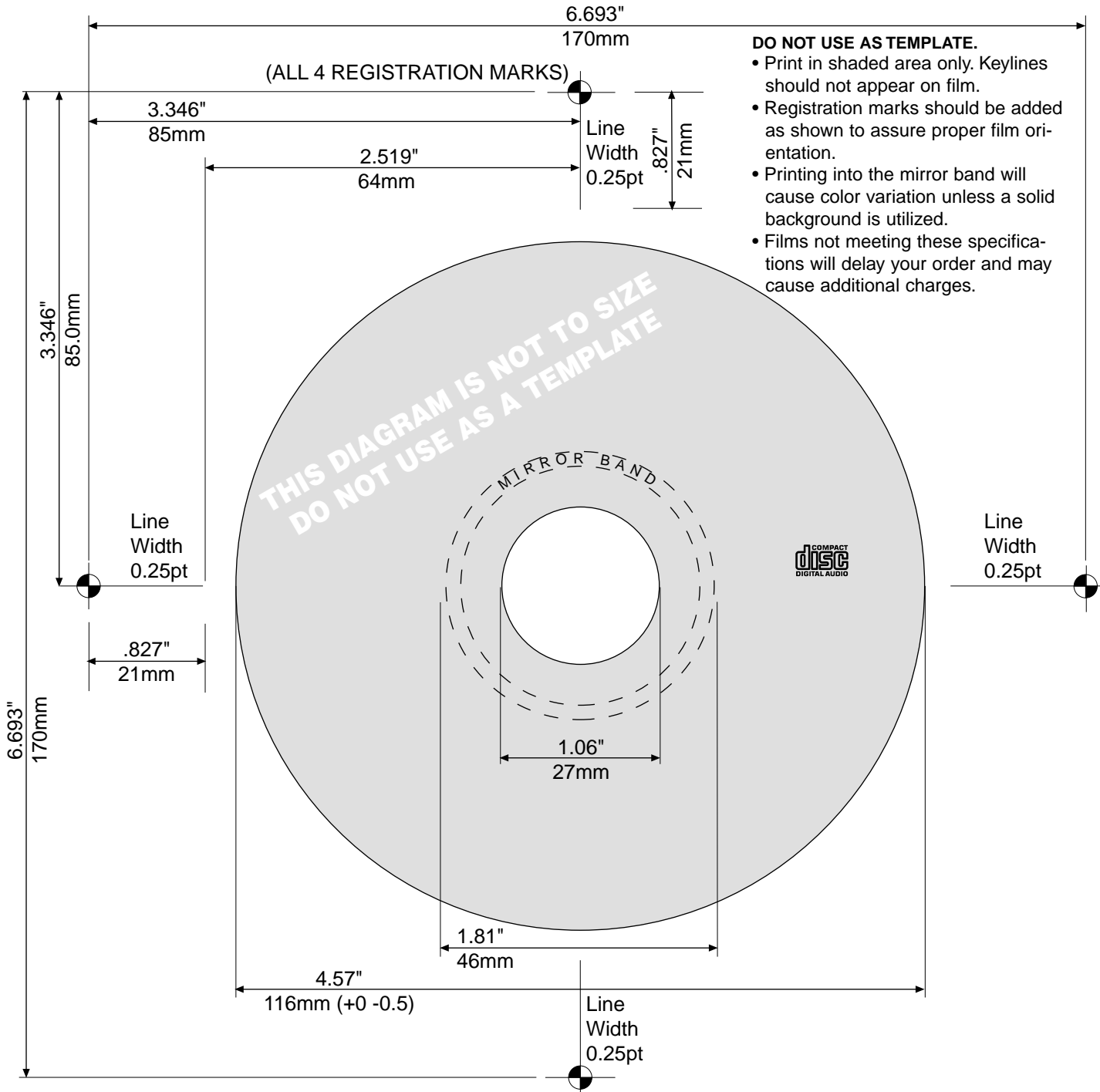


AUDIO-VIDEOGRAPHICS, INC.

Price Guide
 MMII-ii

Prices subject to change without notice.

CD LABEL SPECIFICATIONS



- DO NOT USE AS TEMPLATE.**
- Print in shaded area only. Keylines should not appear on film.
 - Registration marks should be added as shown to assure proper film orientation.
 - Printing into the mirror band will cause color variation unless a solid background is utilized.
 - Films not meeting these specifications will delay your order and may cause additional charges.

Audio-VideoGraphics, Inc.
17501 E. US Hwy 40, #219
Independence, MO 64055
Phone: 816/350.0800
Toll Free: 800/322.2832
Fax: 816/350.0804
mail@avginc.com
www.avginc.com



AUDIO-VIDEOGRAPHICS, INC.

Price Guide

MMII-ii

Prices subject to change
without notice.

CD BOOKLET/FOLDER/INSERT SPECIFICATIONS

The booklet, folder or insert is the paper graphic seen through the front of the jewel box.

Please note:

If supplying film, it must be 150 line per inch (lpi) screen, composite negative, right reading, emulsion down (RRED) and must include an 1/8" bleed on all four sides.

Please provide 10% more than the quantity of discs ordered.

The thickness of the booklet must not be greater than .055" or it will not fit in the jewel box.

Paper Specifications:

- Opaque, coated 2-sides (C2S) cover and text stock in the following weights:
- 1 page cover insert: 100 lb. book or 80-100 lb. cover
- 4 page folder: 100 lb. book or 80-100 lb. cover
- 8-24 page folder or booklet: 80-100 lb. cover (for cover), 70 lb. book (for text)
- 28-36 page booklet: 80-100 lb. cover (for cover), 40 lb. book (for text)
- Your printer must score and pre-fold folders and booklets (opening to the left), and staple with a non-corrosive staple.
- Product must arrive perfectly flat, pre-folded and dust-free.
- Accordion folds are not recommended; additional charges will apply.
- Booklets which do not conform to the above specification will not fit properly in the jewel box and may alter appearance.
- Out-of-spec packaging materials will incur a surcharge.

For help or additional information, please contact your AVG sales representative.

Continued on back

Audio-VideoGraphics, Inc.
17501 E. US Hwy 40, #219
Independence, MO 64055
Phone: 816/350.0800
Toll Free: 800/322.2832
Fax: 816/350.0804
mail@avginc.com
www.avginc.com



AUDIO-VIDEOGRAPHICS, INC.

Price Guide

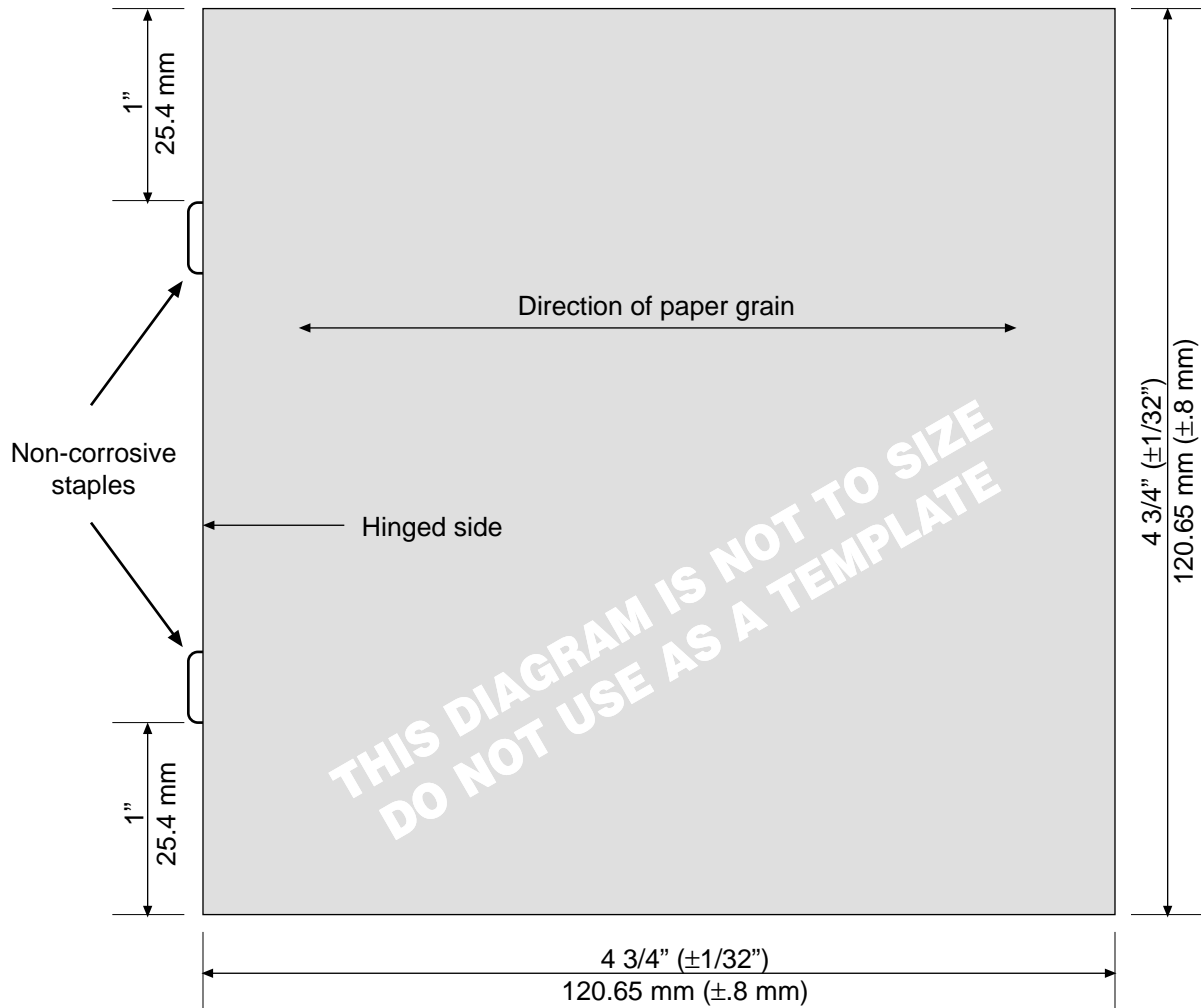
MMII-ii

Prices subject to change
without notice.

CD BOOKLET/FOLDER/INSERT SPECIFICATIONS

Continued from front

The diagram below is NOT to be used as a template or guide but strictly as a visual reference.



Audio-VideoGraphics, Inc.
17501 E. US Hwy 40, #219
Independence, MO 64055
Phone: 816/350.0800
Toll Free: 800/322.2832
Fax: 816/350.0804
mail@avginc.com
www.avginc.com



AUDIO-VIDEOGRAPHICS, INC.

Price Guide

MMII-ii

Prices subject to change
without notice.

CD TRAY CARD SPECIFICATIONS

The tray card is the paper graphic seen through the back of the jewel box and is underneath the CD tray.

Please note:

- If supplying film, it must be 150 line per inch (lpi) screen, composite negative, right reading, emulsion down (RRED) and must include an 1/8" bleed on all four sides.
- Please provide 10% more than the quantity of discs ordered.
- Perforations must be .03125" - .0625" with .03125" gap. Tray cards must be perforated from the printed side. Score lines only are not acceptable.
- The "Compact Disc" logo must appear on all CDs indicating the type of disc (e.g.: Digital Audio, Photo CD, etc.)
- "Made in ..." should appear on CDs, especially if destined for export.
- If a UPC barcode is used, it must conform to specifications laid out by the Uniform Code Council. The UCC may be contacted at 7887 Washington Village Dr., Ste. 300, Dayton, OH 45459. Tel: (937) 435-3870, fax: (937) 435-7317. Email: info@uc-council.org, website: www.uc-council.org.
- Tray cards which do not conform to the above specification will not fit properly in the jewel box and may alter appearance.
- Out-of-spec packaging materials will incur a surcharge.

For help or additional information, please contact your AVG sales representative.

Continued on back

Audio-VideoGraphics, Inc.
 17501 E. US Hwy 40, #219
 Independence, MO 64055
 Phone: 816/350.0800
 Toll Free: 800/322.2832
 Fax: 816/350.0804
 mail@avginc.com
 www.avginc.com



AUDIO-VIDEOGRAPHICS, INC.

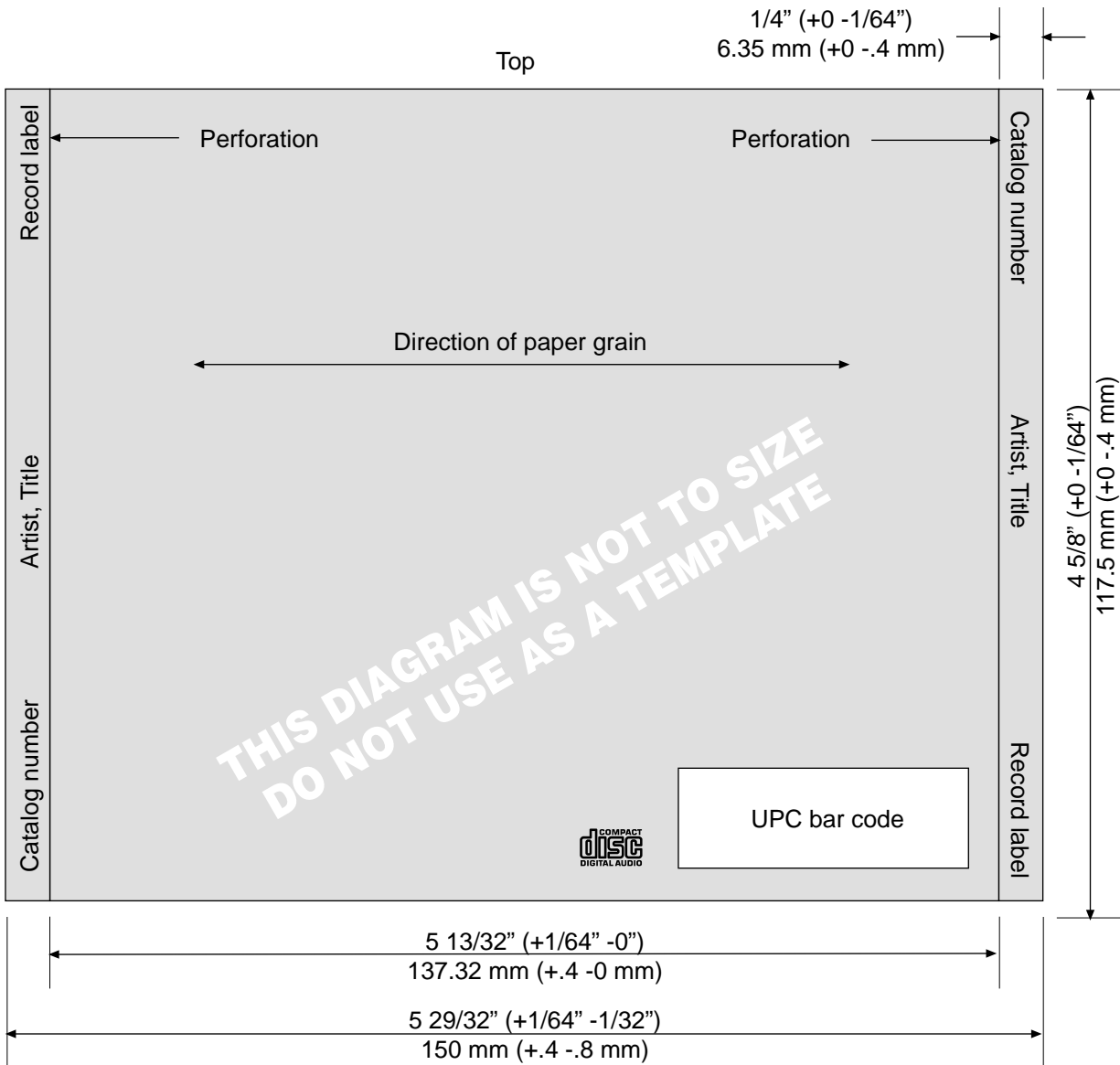
Price Guide
MMII-ii

Prices subject to change without notice.

CD TRAY CARD SPECIFICATIONS

Continued from front

The diagram below is NOT to be used as a template or guide but strictly as a visual reference.



Audio-VideoGraphics, Inc.
 17501 E. US Hwy 40, #219
 Independence, MO 64055
 Phone: 816/350.0800
 Toll Free: 800/322.2832
 Fax: 816/350.0804
 mail@avginc.com
 www.avginc.com



AUDIO-VIDEOGRAPHICS, INC.

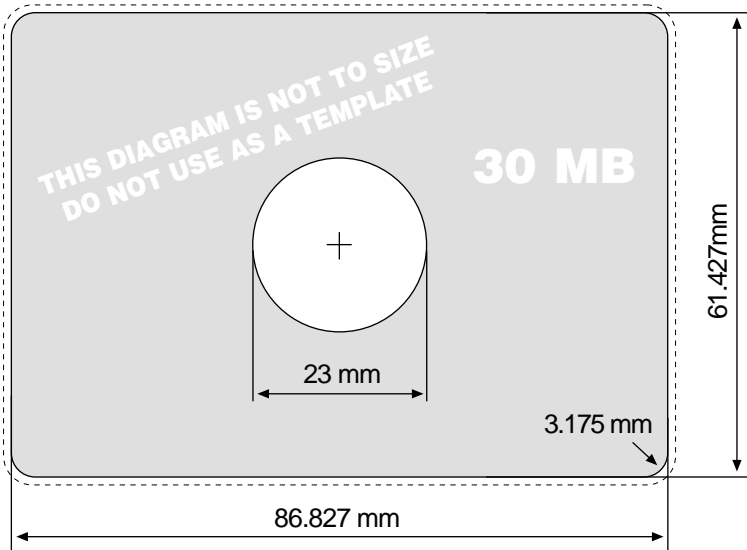
Price Guide
MMII-ii

Prices subject to change without notice.

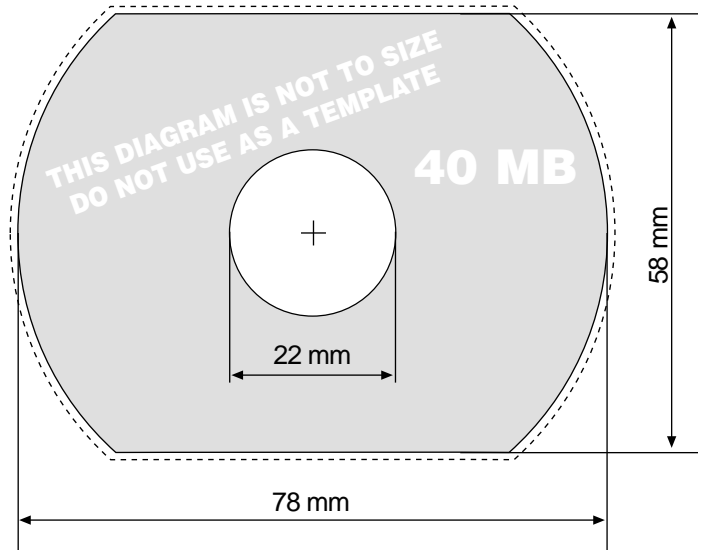
CD BUSINESS CARD SPECIFICATIONS

The diagram below is NOT to be used as a template or guide but strictly as a visual reference.

SPORTS/TRADING CARD TEMPLATE 3.5" X 2.5"
 (Printable Area: 86.827mm x 61.427mm)



RINK CARD TEMPLATE 80 MM X 60 MM
 (Printable Area: 78mm x 58mm)



BUSINESS CARD TEMPLATE 86MM X 58 MM
 (Printable Area: 84mm x 56mm)

